



TURNTABLE


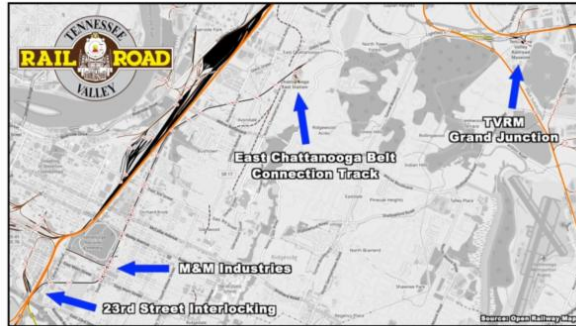
Volume 6, Number 11

November 2022

The NMRA's *Turntable* is a monthly publication which, like a railroad turntable, will lead you in several directions on the internet.

This e-publication is a collection of railroad and model railroad videos, podcasts, websites, and/or other information freely available on the internet that we think may be of interest to you. The NMRA claims no ownership of this information, nor do we endorse its creators or their websites. The *NMRA Turntable* will not promote individuals or their for-profit ventures.

Southern Railway Still Serves The South



[Tennessee Valley Railroad Museum](#)

Most people don't realize that the Tennessee Valley Railroad Museum also operates three freight railroads. This video follows the East Chattanooga Belt Railway on a freight run pulled by the museum's Southern Railway #5000 locomotive.

Weathering a Modern Covered Hopper


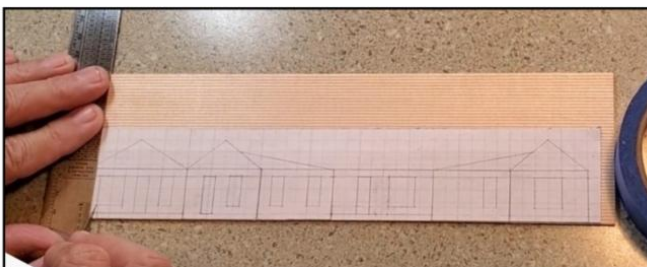






Weathering a Modern Covered Hopper

You will see how to weather a modern covered hopper. *Panzermeister36* shows how he patched the road number, applied some chipping, weathered it with washes, and added some fading, dust, and rust with the airbrush.

Scratchbuilding N Scale Structures


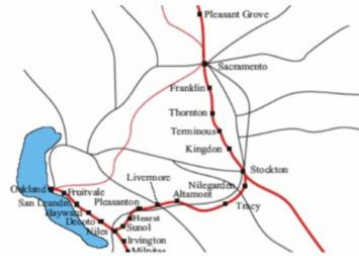




Scratchbuilding N Scale Structures

In this second video in a series, the presenter is seen transferring a drawing from paper to wood and cutting out windows and doors.

Western Pacific 1967 w/Steve Hayes







Western Pacific 1967 Layout Tour

One of the larger private layouts that *TSG Multimedia* has toured, this massive HO Scale DCC-equipped model railroad layout is located in Twain Harte, CA. It's owned by Steve Hayes, who happens to also be the author of several books, including two about the Western Pacific.

The layout was built for diesel operations and represents the WP line from the Bay Area to Salt Lake City. It also features some battery-operated equipment!

3 Simple Arduino Projects for Beginners



3 Simple Model Railroad Projects

DIY and Digital Railroad shows how he built and programmed 3 simple Arduino projects. The starter kit he uses includes all of the necessary parts for this project.

Northern Pacific Model Railroad





Tackles the Grades in Lapwai Canyon

In this video, *Trackside Model Railroading* checked out Ed Austin's Northern Pacific/Union Pacific Model Railroad and filmed the railroad as trains tackle the grades in Lapwai Canyon. This is a great model railroad for anyone who loves trains and wants to see how this railroad handles some of the tougher terrains.

The video captures the breathtaking views of Idaho's Camas Prairie region as seen through an awesome model train layout. The rolling prairies give way to steep, forested foothills that are perfect for watching trains with steep grades and sharp curves, which is what you'll see in this footage from Ed Austin's freelanced Pacific, Cascade & Eastern Railway Company in HO scale!

Making Your Own Rock Molds







Making Your Own Rock Molds


There is an art to selecting good-looking rocks for making rock molds but it's much easier than you would think. With just a bit of trial and error and you'll be creating your very own realistic rock masterpiece.

These rocks will fit any scale and any type of scenery... from rainforest to desert, rocks are everywhere and there's no better way to add custom rocks to your model railroad, war gaming terrain, or scenery diorama than making them from scratch yourself.

The main product required for this project is 'Woodland Scenics' Latex Rubber, a fantastic and very versatile product, *Luke Towan* not only uses it for these rocks, but he has also used it on model trees, and he also has used it to make copies of buildings and other building material.

Converting an HO Scale Kit to 1/64





Converting an HO Kit to S Scale

In this video, *Acme's Diorama* describes and shows us how to turn an HO-scale model railroad building kit into an S-scale (1/64 scale) building.

Is This the Biggest Train Show in Ohio?



GCMRA: Greater Cincinnati Modular Railroad Assoc.



Tri-State N Trak

Cincinnati Train Show





Is this THE BIGGEST train show in Ohio!? Well, *That Train Couple* is going to find out in this Cincinnati Train Show VLOG!

NMRAx Video Clinics on YouTube

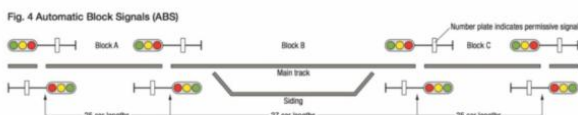



<p>MODELING THE VALLEY LOCAL Chris Adams April 24/25, 2020 PLAY ALL</p>	<p>157 Gerry Hopkins MMR Scenery Clinic For Beginners NMRA ORG 41:36</p>
	<p>158 Jeff Gerow LCC A Better Way To Move Points NMRA ORG 55:38</p>
<p>Our NMRA-X channel on YouTube contains over</p>	<p>159 Joey Guinto Carving Rocks From Foam Part 2 Adding Color and Foliage NMRA ORG 56:29</p>

170 model railroad clinics that were shown at past NMRAX events.

Shown at right are just a few of the many clinics that are available to be viewed by you!

- 160  Patrick Grace A Day In The Life Of My Layout Rev1
NMRA.ORG
- 161  Pete Leach MMR The Wiscosset Waterville & Farmington In On30
NMRA.ORG
- 162  Richard Sieben Operations Car Floats On Chicago River
NMRA.ORG
- 163  Dave Ackmann - 2 and a half D CAD using PowerPoint
NMRA.ORG

Prototype ABS Signals For Your Model Railroad




Prototype ABS Signals

Signals add a lot of interest to your model railroad, especially if they actually work just like on a prototype railroad. In this video, *Larry Puckett* shows you how to install a simple ABS signaling system on a model railroad and also goes over the one he uses on his Piedmont Southern train layout.

Changing the Rules on Freelance Railroad Cars







Freelance Railroad Car Road Names

The *Joe Parker of the Pixel Depot* says "Many modelers decide to go the route of a freelance railroad of their own making rather than a prototype railroad. There are any number of famous examples, ranging from the classic Gorre & Daphetid to the Virginian & Ohio to any number of well-known roads out there today."

"It used to be that unless you knew the person who owned the freelance road, getting that equipment could be tough, especially ready-to-run equipment. You mostly had to rely on that owner investing the funds to have a custom car done. This is where Home Shops, LLC comes in. Watch the video to see how they're changing the availability of ready-to-run equipment decorated for freelance roads."

Adam Savage's Modelmaking Cutting Tips





Essential Modelmaking Cutting Tips

In this video, *Adam Savage* gives an instructional about his best techniques for cutting various hobby materials, from matte board to styrene. This is an overview of the basics as Adam best knows from his years of modelmaking experience.

Broadway Limited Brass Hybrid





ATSF #3460 Blue Goose - BLI Paragon 4

In this video, James (*jlwii2000*) reviews Broadway Limited's Brass Hybrid Blue Goose, Santa Fe's #3460 streamlined steam locomotive model with Paragon 4 (Rolling Thunder) sound.

Weathering Chemical Tankers







[Weathering Chemical Tankers](#)

In this video, Ivana of [McKinley Railway](#) shows us weathering techniques and products she is using on this chemical tanker model.

Benchwork Construction - Part 2





Benchwork Construction - Part 2

In this video, *Dubai Trains* shares the progress of the week. In it, he explains in more detail the ABR Model Works modular benchwork system and the features it has to offer.

SP Fairbanks Morse Train Masters



And Other Assorted Passenger Power

Fairbanks Morse Train Masters were the backbone of SP's Peninsula Commute service for almost two decades. These scenes are from an 8mm film shot in 1972 when SDP45s were just beginning to get bumped from their long-distance runs after Amtrak took over. Most of the soundtrack was derived from original contemporary recordings from Arkay records, blended with sounds from *fmnut's* library for variety.

Northern Virginia Model Railroaders



[One of the Largest Model Railways in the US](#)

In this video, *Pilentum* tours the Northern Virginia Model Railroaders train layout. "NVMR is a club of model railroading enthusiasts headquartered in the historic train depot in downtown Vienna, Virginia. The club built and maintains a large and permanent model railroad layout and opens its doors twelve times each year to the public. The layout depicts an actual railroad that existed in North Carolina in the 1950s. That railroad was called the "Western North Carolina Railroad" and every hill, town, building, locomotive, rail car, and industry on the model rail layout is modeled after those places and things as they looked in that era. The real-life "Western North Carolina Railroad" was a regional railroad that ran 138 miles from Salisbury to Asheville, passing through Statesville and a handful of other North Carolina towns. Each of these towns is represented on the NVMR's layout."

WW1 US Naval Railway Artillery



World War 1 US Naval Railway Guns

Here's something different from the rail side of *Airailimages*. Baldwin Locomotive Works built five railway guns, using large battleship 14-inch Mark Four naval rifle barrels, to be shipped to France for use against German forces in World War I. Finished by Baldwin in April and May 1918, the five guns and their attendant cars and locomotives were delivered by ship to France in August 1918.

The guns were assigned to the First Army's Railway Artillery Reserve, manned by Navy personnel. By late August, one of the batteries was hurling 1400-pound shells more than 20 miles at a German-held railway junction.

Another battery went into action in September, striking a railroad target more than 20 miles distant. Other American railway batteries were operational near Verdun, targeting supply, transportation, and communications targets along the Metz-Sedan line.

An after-action report said one round from the railway guns was sufficient to destroy three parallel railroad tracks for a length of 100 yards, twisting rails and destroying ties while leaving a deep crater.

Allied spotter planes observed German targets for the American railway guns, and German aircraft helped their side target the American guns. One sailor was killed and several injured, on 29 October from the explosion of a German shell near one of the batteries.

Batteries Four and Five were still firing within minutes of the Armistice on the morning of 11 November 1918. With peace, all five American railway guns were shipped back to the United States. One was retained by the Navy for test work until the last American battleship using similar guns was retired after World War II. That railway gun was placed on display at the **Washington Navy Yard** where you can see it today.

NMRA's Partnership Program



PARTNERSHIP PROGRAM

NMRA members can log in and click on the **Benefits** tab to view the **NMRA Partnership Program**. Please patronize all of our partners for some fantastic discounts as an NMRA member!

<p>Bear Creek Model Railroad, LLC Building Your Model Railroad CatzPaw Innovations Clever Models, LLC Coastmans Scenic Products* Colorado Model Railroad Museum CMR Products, LLC Daylight Sales (Merchandise) Deepwoods Software Deluxe Materials Digikeijs Dwarvin Enterprises, Ltd East Coast Circuits Feight Studios Gatorfoam Great Decals! Green Frog Productions HobbyWorx Tools & Supplies Hot Wire Foam Factory</p>	<p>K.I.S.S. Method, Inc. LaBelle Woodworking Co. LARC Products Logic Rail Technologies MAC Rail Micro-Mark Mine Mount Models miniprints MinuteMan Scale Models Model Railroad Benchwork Model Train Catalogue Modelers Decals & Paint Motrak Models MRC (Model Rectifier Corp) Nick and Nora Designs Northlandz NScale Works by Mike Holly Old West Scenery Ram Track RR-CirKits Rusty Stumps [New Partners in RED*]</p>	<p>Scale Model Plans Scalecoat Paint Scenery Solutions Showcase Miniatures Team Track Models The N Scale Architech The Old Depot Gallery Tichy Train Group Touch of the Brush Model Weathering Train Installations, LLC Train Show, Inc. Trainmasters TV/Model Railroad Hobbyist Store TRAINZ.com TSG Multimedia UGEARS Unreal Details USA Airbrush Supply/ Badger Airbrush WiFi Model Railroad, LLC</p>
---	---	---

Nov 2022

Partnership Program

The NMRA Partnership Program is a member benefit that truly has a tangible payback. We've partnered with model railroad manufacturers of all sizes, giving them exposure on our website in return for receiving generous discounts for NMRA members all year long. Some provide members with special codes, others prefer a phone or email order, but all appreciate the additional business from our members. And of course, our

members appreciate the extra savings...savings that can actually pay the cost of NMRA membership! Be sure to check back often as new Partners are being added all the time.

NMRA@Home

Tours from the NMRA National Convention in St. Louis

Featured in the *Division Business Car Column* appearing in the October 2022 issue of NMRA Magazine.

A virtual tour of three O-scale layouts and the National Transportation Museum was visited during the NMRA National Convention in St. Louis.



Modeling Your Hometown



Featured in the *Division Business Car Column* appearing in the August 2022 issue of NMRA Magazine.

Prototype or Freelanced modeling? How about both! Richard Steinmann is modeling his hometown of Morris Plains and nearby Morristown, NJ, but did deviate to include things he enjoys. His article on his layout appeared in the *Potomac Flyer*, the newsletter of the Potomac Division of the Mid-Eastern Region.

Voltage Regulators for Scenic LED Lighting

Featured in the *Division Business Car Column* appearing in the August 2022 issue of NMRA Magazine.



As we use more and more LEDs in our model railroad scenes, there has to be better options than using resistors. Mark Couvillion has come to the rescue with an article in the 100% NMRA Member San Jacinto Model Railroad Club of Houston, Texas newsletter, *The Derail*. His article discusses the use of small adjustable voltage regulators.



Painting Figures

Featured in the *Division Business Car Column* appearing in the August 2022 issue of NMRA Magazine.

Painting figures can be challenging for many model railroaders. Pete Leach, MMRÂ® shares his techniques in the *The Derail*, the newsletter of the 100%NMRA Member San Jacinto Model Railroad Club of Houston, Texas. Pete shares his tips on prepping, priming, painting, and applying washes to his figures.

The ***Division Business Car*** column appears in even-numbered months in NMRA Magazine. It's loaded with great modeling ideas, plus useful information that can help make your Division, Region, or 100% NMRA Club even better. The information comes from articles published in Region, Division, and club newsletters. The best of these articles are posted on the NMRA website. You can read the entire archive, from as far back as 2011 right up to the latest posting, by clicking [here](#).

Previous issues of the **NMRA Turntable** are available on the Turntable Archives page. You must first log in as a member at: nmra.org After you are in the members-only section, then you must hover over 'Publications' on the menu bar, then 'NMRA Turntable', and then click on one of the list of back issues.

Editor: [Paul Voelker, HLM](#)

Executive Editor: [Rick Coble](#)

The NMRA Turntable is an official monthly production of the National Model Railroad Association, Inc. Publishing Department ([Riley Triggs](#) Manager). Its purpose is to introduce NMRA members to a selection of instructional videos and online publications that they may find of interest. If you know of an NMRA member who is not receiving this mailing, please direct them to [here](#) to update their email address. If you no longer wish to receive these mailings, please don't mark them as SPAM. Instead, click the Safe Unsubscribe link at the bottom of this page. ©2021 National Model Railroad Association, Inc., P.O. Box 1328, Soddy Daisy TN 37384.

